
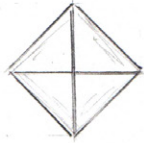


Make a Chatterbox!


1. Cut me out & put me face down on a table:



2. Fold me diagonally to create fold lines & then unfold me again



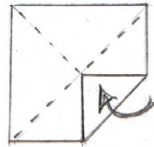
4. I should now look like this!



6. Fold the corners into the centre again



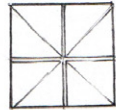
8. Fold me in half & work your thumbs & index finger into the pockets



3. Fold each corner to the centre



5. Turn me over



7. Turn me over. I should now look like this!



9. Ta da! Now play!

RULES:

1. Ask a friend to choose the rainbow, moon, sun or umbrella
2. Spell the item they choose out loud & with each letter open and close the chatterbox in different directions (with younger children you could do this phonetically)
3. On the last letter ask them to choose one of the numbers
4. Lift the number they choose and read them their task!



	<p>6</p> <p>PRETEND TO BE AN ANIMAL!</p>	<p>7</p> <p>PAT YOUR HEAD AND RUB YOUR TUMMY AT THE SAME TIME</p>	
<p>5</p> <p>PULL A FUNNY FACE!</p> 	<p>- CAN YOUR FRIENDS GUESS WHAT YOU ARE?</p>	<p>30 SECONDS!</p> <p>TRY NOT TO BLINK FOR 30 SECONDS!</p> 	<p>8</p> <p>TRY NOT TO BLINK FOR 30 SECONDS!</p>
<p>PRETEND TO BE A ROBOT!</p> 	<p>STAR JUMPS</p> 	<p>SONG!</p> <p>SING A SONG!</p> 	<p>9</p> <p>FOR 30 SECONDS!</p> <p>STAND STILL FOR 30 SECONDS!</p> 
	<p>DO 10 STAR JUMPS</p> 	<p>2</p> <p>BE A STATUE!</p> <p>STAND STILL FOR 30 SECONDS!</p>	